

CREATE
YOUR STYLE
with SWAROVSKI ELEMENTS

DESIGN PROJECT
SUMMER HOLIDAY
EARRINGS
CORALS



EARRINGS "CORALS"

SWAROVSKI ELEMENTS

Article	Product Group	Article No.	Amount	Size	Colour	Colour Code
	Pendants	6010	2 pcs.	11x5.5 mm	Fern Green	291
	Pendants	6790	2 pcs.	30 mm	Amethyst	204

Supplies & Tools

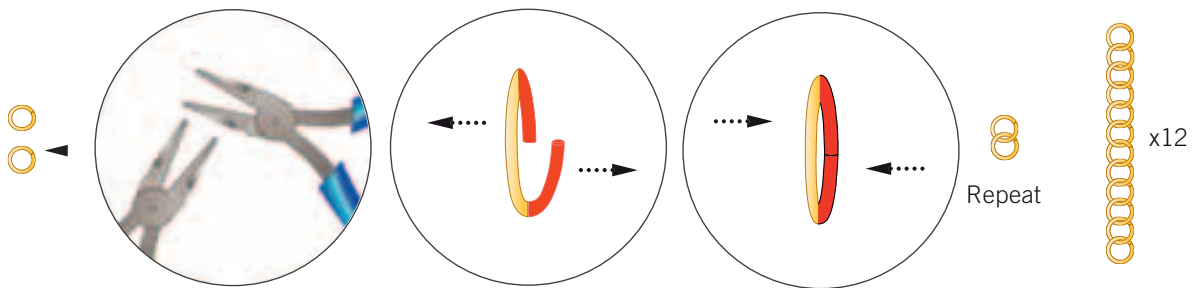
Supplies
 2x French ear wire, gold
 28x Jump ring, gold, Ø 4 mm
 2x Jump ring, gold, Ø 6 mm

Tools
 Flat nose pliers

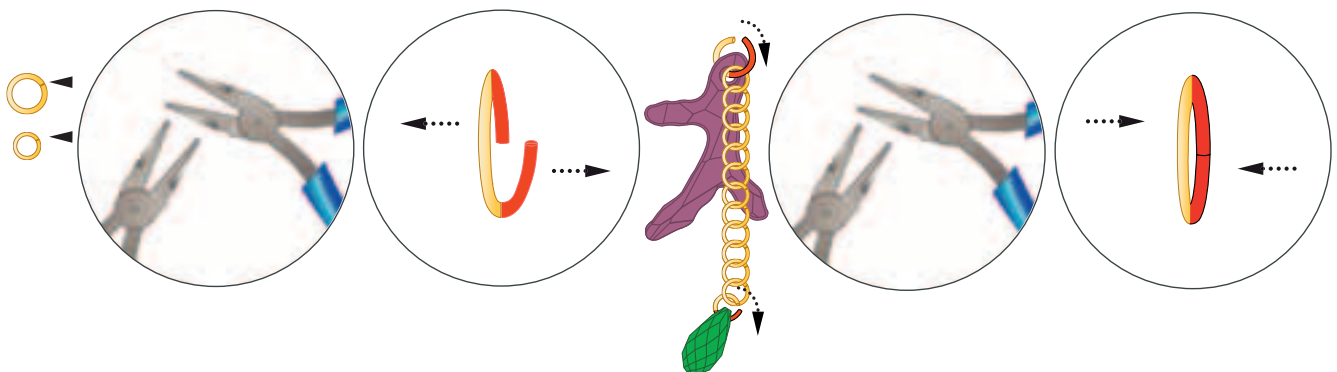
Level of design: BEGGINER

Have also a look at the **text instruction** at the last page!

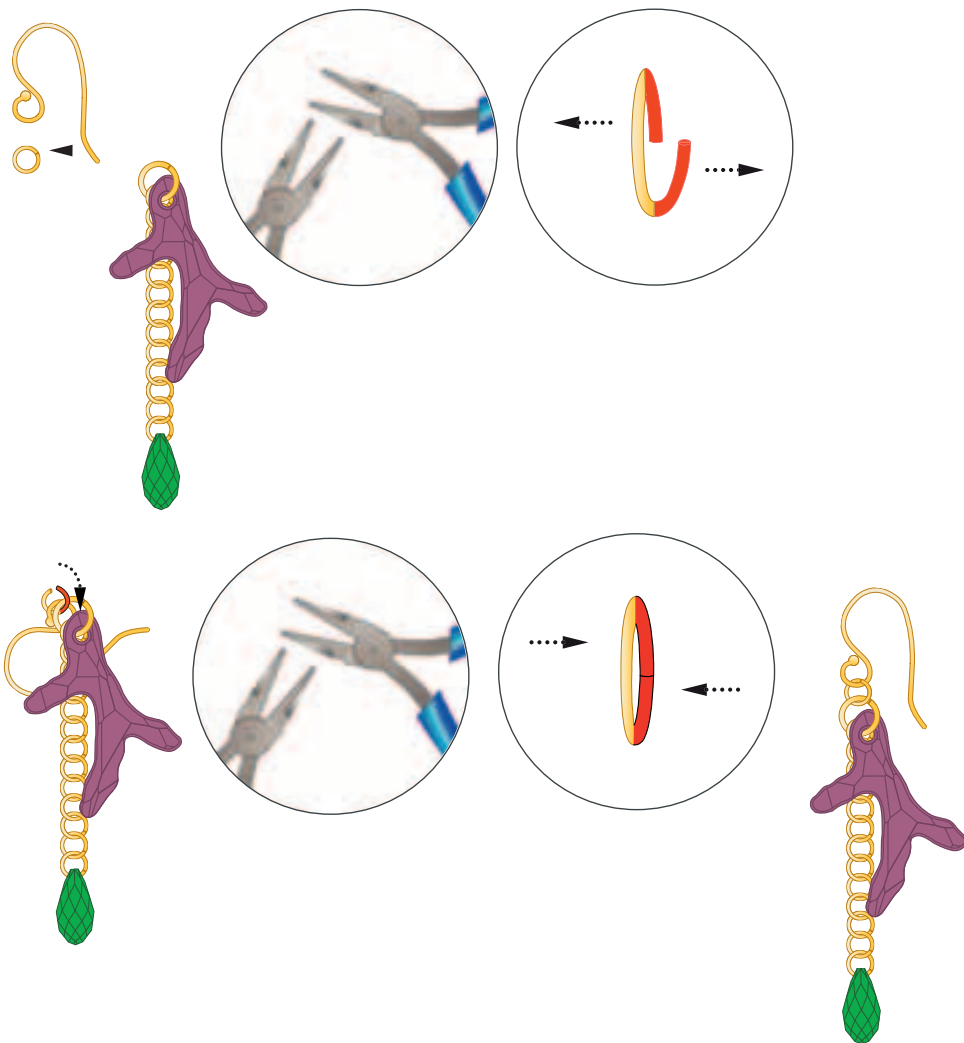
STEP 1



STEP 2



STEP 3



Repeat steps 1 - 3 x1:



CREATE YOUR STYLE Design Project

Summer Holiday Earrings “Corals”

- STEP 1: Open a 4 mm jump ring using flat nose pliers and insert another jump ring. Repeat this step until you have a chain of 12 jump rings as shown in illustration.
- STEP 2: Open the 6 mm jump ring and insert the Pendant art. 6790 from the SWAROVSKI ELEMENTS assortment. Close the jump ring. Open another 4 mm jump ring and insert the Swarovski Pendant art. 6010. Close the jump ring.
- STEP 3: Open another 4 mm jump ring and insert the french ear wire and close the jump ring around 6 mm jump ring as shown in illustration. Repeat steps 1 – 3 for the second earring.